

Interview?!

designed for companies and organisations that use Intranet/internet solutions and wish :

to poll a population,
to collect the answers,
to analyse the results.



Marketing ■ Communication ■ HR ■ Quality Control ■ CRM ■ IT

Do you know the latest requirements of your **top 100 customers ?**

Within your teams, how do you **estimate the working atmosphere ?**

Who are your **most efficient suppliers ?**

How long does it take for your quality department **to get satisfaction feedbacks ?**

What is your **image ?**

>> Efficiency >

From your browser, you create yourself surveys, you manage follow up and data mining

>> Time saving >

Immediate data collecting and feed back

>> More reactivity >

Include Interview?! within your decision process

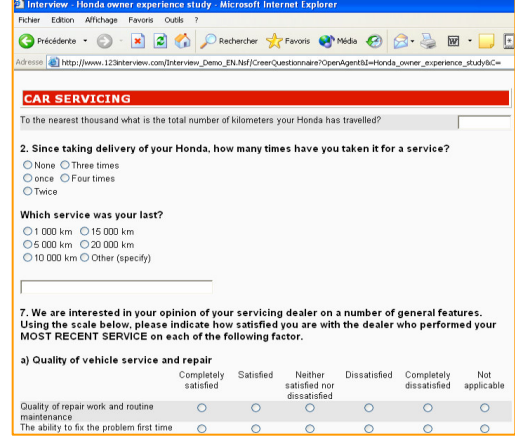
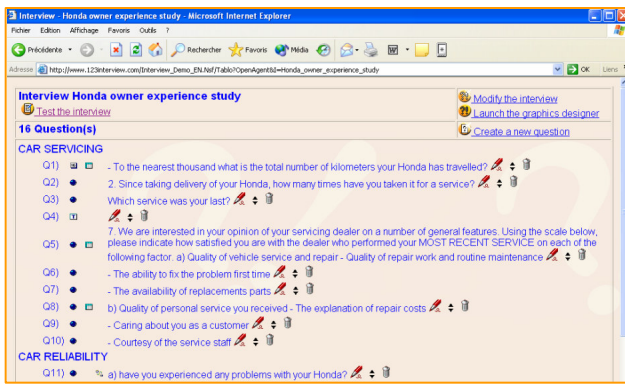
>> More added value >

Your network improves effectiveness and profitability

>> Communicate >

Analysis reports illustrate strategic news and data

Among our 150 customers that chose Interview?! : France Telecom, Air France, Merck, Philips, DaimlerChrysler, Bayer, MGE UPS Systems, Crédit Lyonnais, Heineken, Valeo...

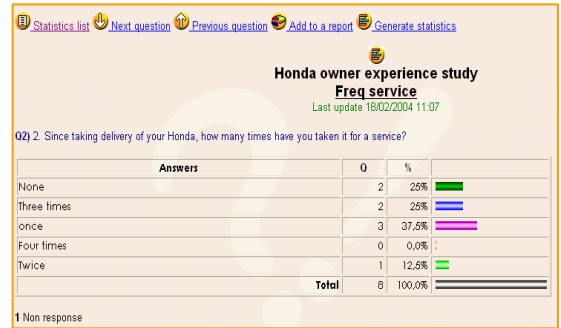

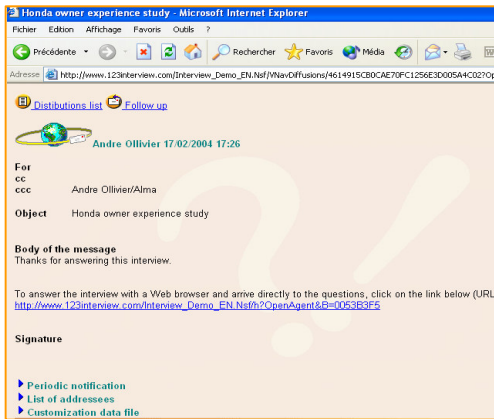


Interview configuration (Full Browser Interface)

- MCQ (quiz), poll or questionnaire mode
- Respondent language selection
- configuration of the thanks and catch page
- Uniqueness of answer control
- Respondent identification or anonymity
- Graphics designer for corporate styles
- Closing function for each Interview

Questions creation

- Content and type (text, numeric, closed...)
- Possibility to enclose files, graphics, sounds
- Possibility to collect files in addition to answers
- Group questions (matrix)
- Random and ranking functionalities for MCQ or Quiz
- Option to pre-fill questions and answers

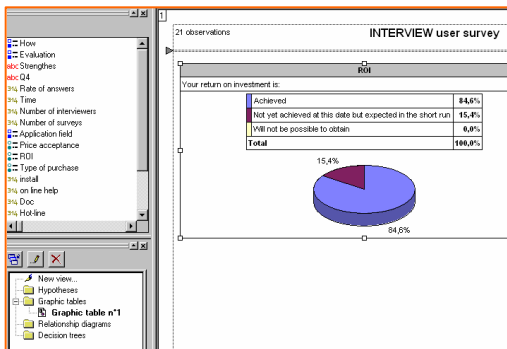


Notification and logistic management

- Address book interface
- Answer rate display
- Anonymity or identification management
- Automatic follow up
- Customization of the mails with embedded data
- planned and periodic notification options

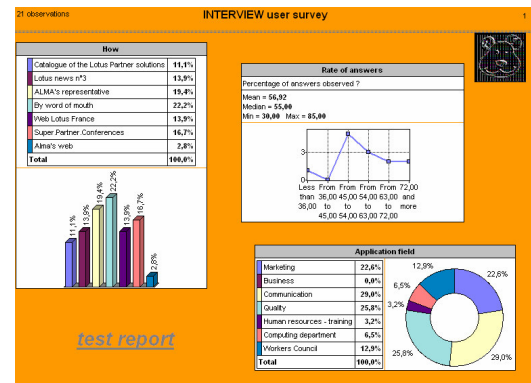
Data collection

- On line display of the answers
- Test or manual input fonctionnalités
- Text formatted export to external databases



Statistics

- On line display of the statistics
- multi variables analysis
- Significance of relationships between variables
- Merging of Interviews



Reports and representation

- Publishing the analysis report with heading, graphs and comments
- Direct on line publishing (HTML) of the reports